

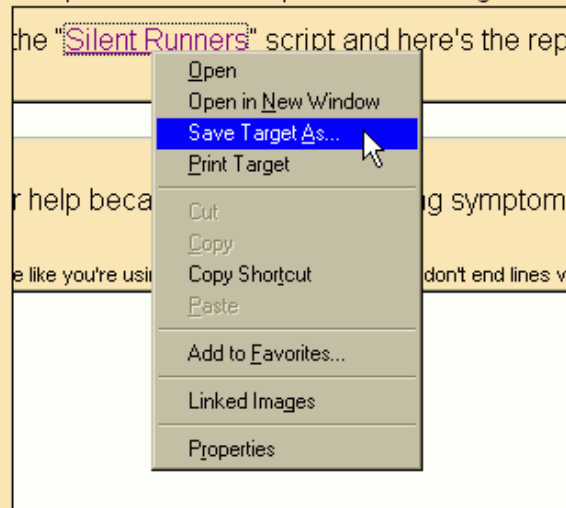
## Using the Script

To determine how the adware/spyware launches, you'll need to use my script, "[Silent Runners.vbs](#)".

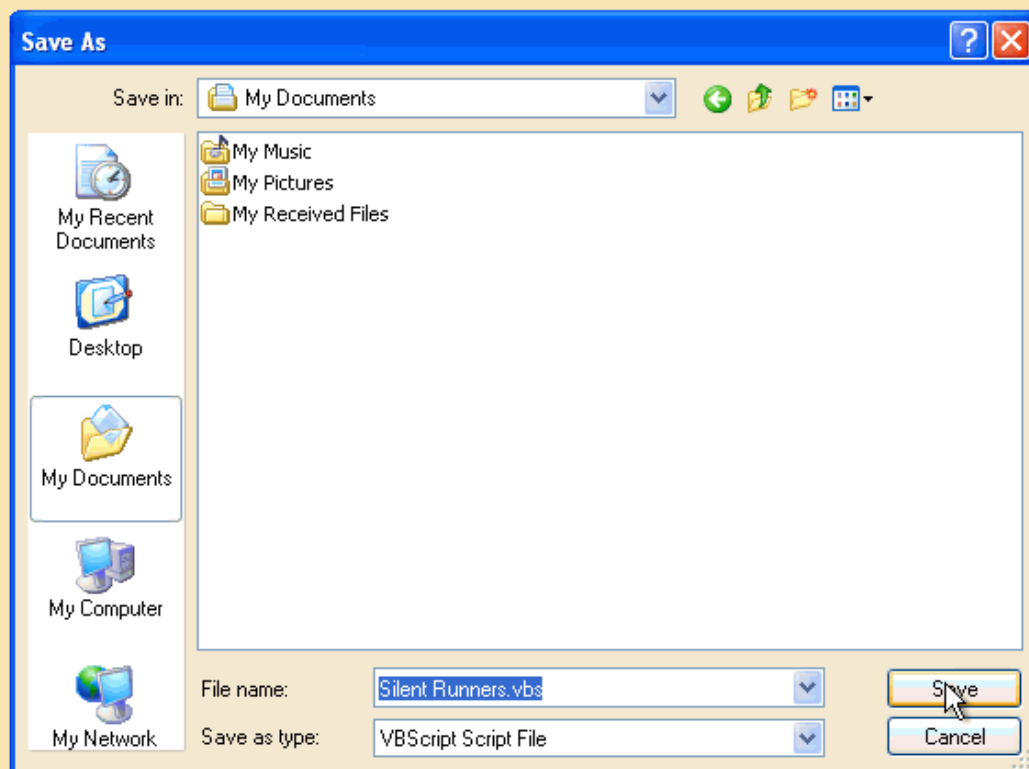
Here, I'll show you how to download it, how to run it, and how to find the output file it creates.

1. To download it, **right**-click on this link, [Silent Runners](#), and choose "Save Target As...".

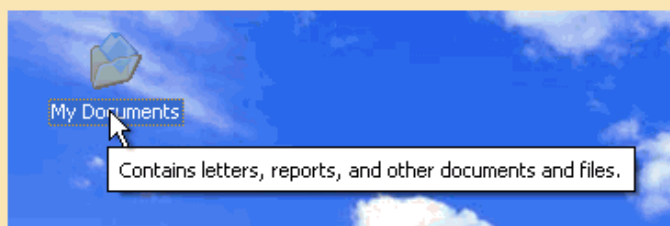
Here's a picture of the Internet Explorer choices after **right**-clicking:



2. In the "Save As" window, go to a folder that you can find easily. Here, I've chosen "My Documents".



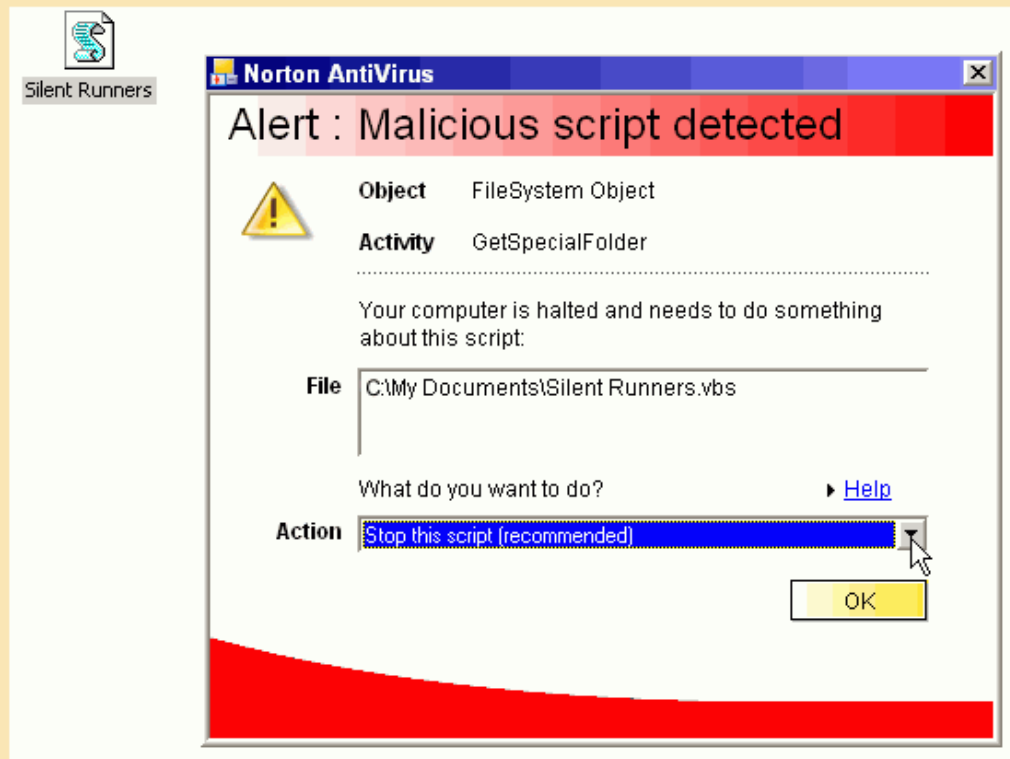
3. If you're using a broadband connection, the download should be almost instantaneous.
4. After the download has completed, go to the directory where the script was saved. Here, for demonstration purposes, I'll assume that the script was saved in "My Documents" and that the "My Documents" folder is displayed on the desktop. So, I go to the desktop and double-click on the "My Documents" icon.



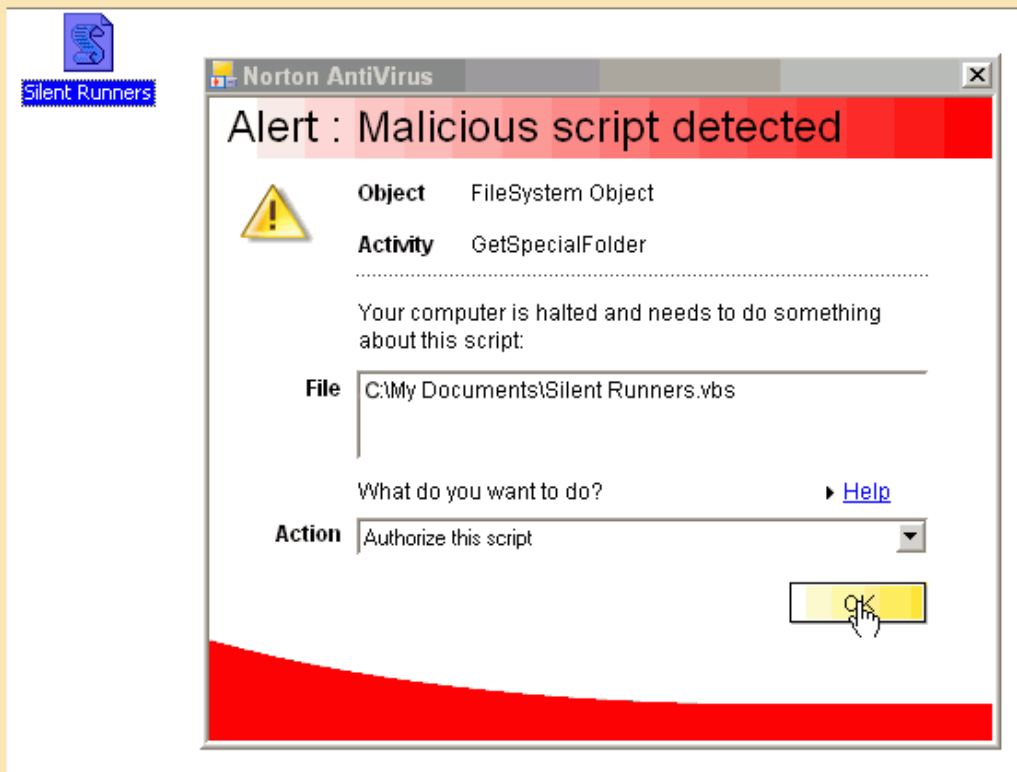
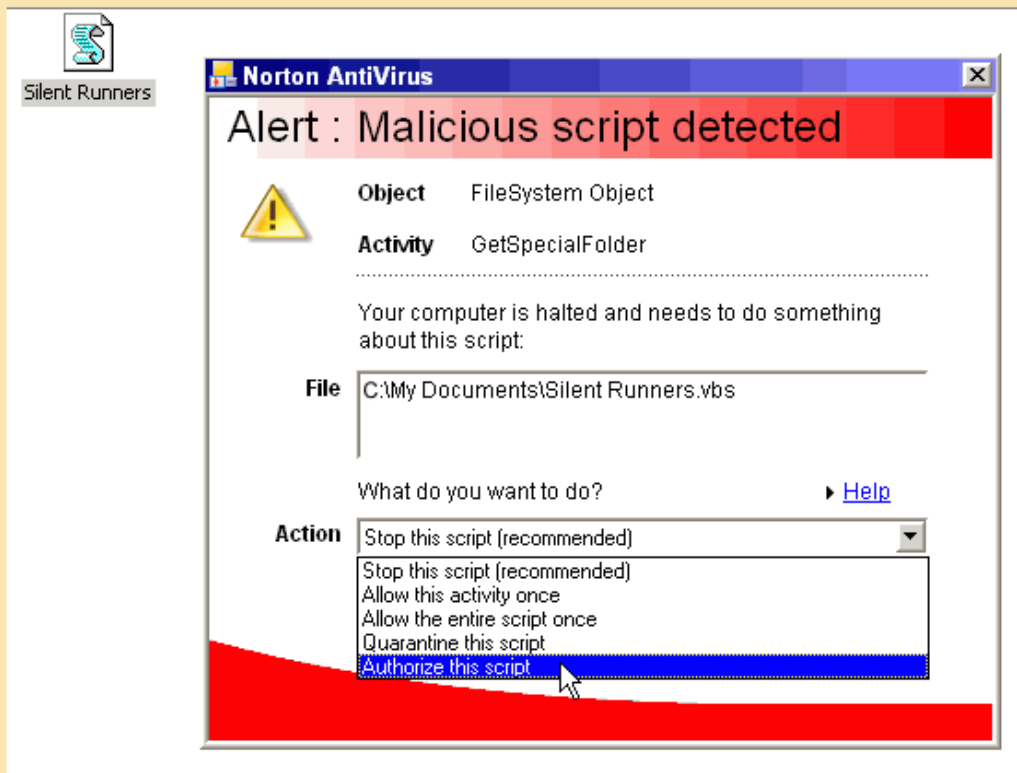
5. You may have *many* documents in the folder that contains the script. Here, for demonstration purposes, I only show the script.



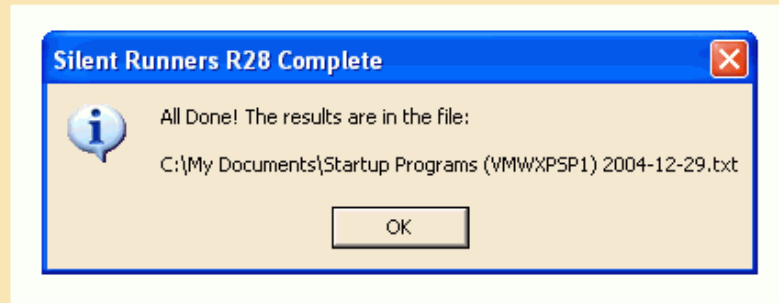
6. To launch the script, double-click it.
7. You may get a warning from your anti-virus program. (Many scripts are dangerous. My script is **not**.) Here, for demonstration purposes, I show the warning from "Norton AntiVirus":



8. In case of a warning from "Norton AntiVirus", you need to click on the elevator bar and choose "Authorize this script". Then press the "OK" button.



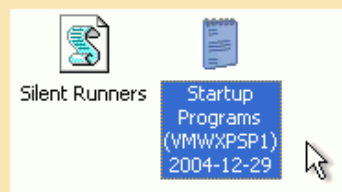
9. The script may take as little as 10 seconds or as much as a minute to complete. When it's finished, it'll display a little window for 5 seconds that looks like this:



10. The output file will be in the same directory as the script. The name will **always** start with the words,

Startup Programs

... followed by the name of your PC in parentheses, followed by the date. The date format is the year, then the month, then the day. On December 29, 2004, on a PC named "VMWXPSP1", the file would appear like this:



11. The output file is in text format. If you double-click it, it will open in Notepad. This is the file I need to determine how to disinfect your PC.